

If there's a problem with your Mixergy smart hot water system or if you have any concerns, get in touch with our customer service team by calling us on:

**0345 366 4404**



**Write to us:**

The Place  
2 Central Place  
Leeds  
LS10 1FB

**Telephone:** 0345 366 4404

**Email:** [enquiries@yorkshirehousing.co.uk](mailto:enquiries@yorkshirehousing.co.uk)

**[www.yorkshirehousing.co.uk](http://www.yorkshirehousing.co.uk)**

YHL-8348





# Mixergy

A guide to using your smart hot water gauge...




## Smart hot water solutions for the home. Hot water faster, using less energy and saving you money.

 **More hot water, less energy** – Mixergy heats only what you need, saving energy and reducing costs.

 **Faster hot water** – Heats up to ten times faster than a conventional tank.

 **Lower bills** – Uses up to 40% less energy than a traditional hot water tank.

 **Smart control** – Manage your hot water from anywhere and integrate with your smart tariff.



## Using the gauge

Your Mixergy tank comes with a simple gauge to allow for easy and fast control of your hot water.

- 1. ON/OFF:** Hold down to turn the tank on or off. It is not recommended to turn off at the mains.
- 2. Wi-Fi Connection:** This is blue when connected.
- 3. Blue** indicates the volume of cold water in the tank.
- 4. Green** indicates the amount of water that is being heated.
- 5. Red** indicates the volume of hot water in the tank.
- 6. Up Arrow:** Press to boost the tank in 10% increments.
- 7. Down Arrow:** Press to decrease boost in 10% increments.

### How to boost your tank:

To increase your tanks water level, press the **'Up Arrow'** to select the desired amount. The gauge display is divided into increments of 10 for easy measurement.

As you increase the water level, the gauge will turn green to indicate the boost. As the water heats up, the gauge will gradually turn red. This helps you monitor hot water levels, the boost level and the heating process at a glance.

